

	No star	1	2	3
up to 4+	-	2	1	1
5+ to 6a+	3	4	3	2
6b to 7a	1	5	3	-
7a+ and up	-	1	-	-

A lovely little crag perched high on the hill, looking south into the heart of the Pyrenees. The place feels like a crag in a remote Lakeland or Welsh valley. There are twenty or so routes here, well bolted and generally on the steep side. The fixed gear is mostly excellent throughout.

Conditions


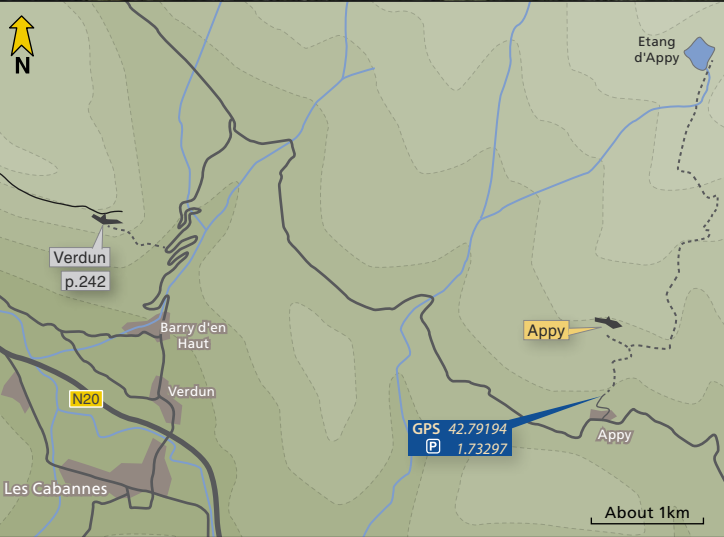
The crag faces due south and takes little drainage. At an altitude of 1200m, it can be cool if there is a breeze up here, but calm summer days will mean sweltering temperatures.

Approach See also map on page 210


There is a good-sized parking place above the hamlet of Appy that is signed from the village - the road is steep and narrow. Appy lies to the south of the Ariège valley on a high shoulder and is reached by rather-twisting roads from either Sinsat/Verdun or Luzenac in about 20 minutes. In Sinsat turn onto the 'Route de Padalis' by a crucifix statue - signed to the Escalade. Continue over the river, past the parking for the Sinsat crags and on to Verdun. Navigate through Verdun, turn left and head up the hill on a hairpin road for around 4km. At the junction, turn right towards Senconac and continue for around 4km to Appy. Turn left in this village towards the parking which is up a very steep and narrow road. From the parking, a good track weaves up the hill towards the Etang d'Appy. After about 10 mins a signed path forks left to reach the crag in another five minutes.

Crag Equipper

Thierry Pouxviel.



Bridget Collier strikes a classic pose on the first pitch of *Arête est* (4+) - page 250 - at Appy. The outlook is unbeatable. Photo: Alan James



1 L'appyneup 4+

A steep little start high on the left.

2 La javanaise 4+

The second line in from the left - pleasant.

3 Cinquedalle 4+

Pull up the flakes to reach the first bolt, then climb direct with tricky moves to access a short groove just below the top.

4 La poupié 5+

A steep pull and tough rock-over gets you through the overlap (first bolt over bulge) to gain the pleasant slab.

5 Falaise à brute ... 7a

The leaning side-wall is climbed trending right on unhelpful holds linked by hard moves. Better, and harder, than it looks. A direct version may be bolted soon at 7c+/8a.



6 Paul et Mike 6a

The left-hand side of the arete is a nice pitch with unlikely-looking moves if you follow the bolts out onto the wall.

7 Paul et Mike variante 6a

A small steep variation starting down and right.

8 Don't worry 5+/A1

A few aid bolts (no - really) are used to access the easy upper section of the next climb.

9 Chacun son combat ... 6c

Hard moves on layaways lead through the roof to access the pleasant upper arete.

10 Espoir déçu 6b

The leaning groove gives a nice pitch with powerful moves between mostly good holds. The start is often damp.

11 Love - toi 5+

Nice climbing up the well-bolted groove which is accessed via a tricky traverse. The top bulge can be out-flanked on the left.

12 Para - poux 6c

A couple of powerful pulls up the bulging wall. Straightforward for the grade if you have enough oomph! *Photo on page 251.*

13 Jour de colère 6b+

Another short steep one through the juggy bulge with a big reach and a heave-ho needed.

The next half-a-dozen routes find various ways through the bulges that cross the centre of the crag. The tricky starts up a rounded rib are interchangeable.

14 Diagonale du poux ... 6a

The major crack-system is straightforward apart from a piggish pull to get through the main overhang.

15 La fracture 6b

The hanging rib is split by a thin crack and looks really unlikely at the grade.

16 Devers - pépère ... 6b

An easy start leads up to powerful moves through the triangular roof.

17 Réflexion faite 5+

Misses out the roof on the previous climb by scuttling up the grotty chimney on the right before traversing out left.

18 Cinq des familles ... 5+

A long and varied pitch up the long rib that forms the right-hand side of the big rift. Finish up the lonely slab above - slightly scary.

19 L'avant - der 5+

Climb through the overhanging groove to get to the left-hand side wall above. Disjointed and disappointing.

20 La der 6b

Break right out of the previous route and pass the bulges with difficulty. The second clip is tricky and involves pulling on a creaky flake. Continue up the well-positioned rib above.



21 Droit de hauteur 7b

A tough sequence across the diagonal line of slopers that lead through the roof. The second bolt is a bugger to clip, making the route a bit dangerous.

22 Le retour. 6c

This is the steep groove in the right edge of the wall, it gives a short and sharp piece of climbing.

23 Le caroux du pauvre. 5+

1) 5, 2) 5+. The only multi-pitch route on the crag. From the big block, trend left across the face - tricky to start - to reach a chain belay. Pull over the roof, then wander up the face above. Can be done in one pitch, care with rope-drag needed.



24 Arête est. 4+


A steep start and slightly bold pull gains a position under the nose. Powering over this is a contrived 5+, or move round to the left which feels more logical. Continue up the blocky arete above. *Photos on pages 3 and 247.*

25 Changement à l'Est. 5+

The east-facing wall gives a fine varied pitch with a butch lower section and delicate upper face.

26 Dalle du cerisier 6a

The last route on the crag is this slab up and right, reached by a short scramble.



Paul Cox launches himself up the short and sweet *Para - poux* (6c) - page 249 - at Appy. Photo: Stephen Horne